

CORNERSTONE

LEATHERSTONE



CENTURY FURNITURE

Infinite Possibilities. Unlimited Attention.®
CenturyFurniture.com

Infinite possibilities. Unlimited attention.™

With the Century Furniture Cornerstone or Leatherstone Collection, you can create chairs, sofas, and sectionals in the **style you want**, in the **size you need** with **all the options** you may desire.



CENTURY FURNITURE

Infinite Possibilities. Unlimited Attention.®
CenturyFurniture.com

CORNERSTONE

1. YOU CHOOSE YOUR FRAME

All Cornerstone frames, which are listed as LTD7600, come in a standard depth of 36", 38", or 41". You have your choice of frame configurations and depth options. Keep in mind that certain arm choices may change the width of the piece you are creating. Two throw pillows are standard with your sofa frame selection.

2. YOU CHOOSE YOUR ARM STYLE

From Lawson Arms to Track Arms and many choices in between. Choose the one that fits your decor style.



Cornerstone will not have seams on arms and side panels.

3. YOU CHOOSE YOUR BACK STYLE

From Loose Box Back to Multi-Pillow Back or High Back and many choices in between.

4. YOU CHOOSE YOUR BASE

From Upholstered No Border to Skirted styles, and Bun Foot to Tapered Foot. Choose the one you like best.

5. YOU CHOOSE YOUR CUSHION STYLE

From a wide variety of seat and back cushion options and fills. Refer to the Cornerstone Price List to see all options available to you.

6. YOU CHOOSE YOUR FABRIC, FINISH AND DECORATIVE TREATMENTS

Century has over 2,500 fabric options with your choice from a wide selection of pillows and pillow treatments, decorative border treatments, cords, fringes, quilting and more. Plus you have your choice of dozens of stained and painted finishes and nail head options.

Customized.

1

Choose 36", 38", or 41" depth.

3

2

5

4

6



Upholster with fabric?
Choose Cornerstone.

Just for you.



1

Choose 36", 38", or 41" depth.

2

3

5

6

4

LEATHERSTONE

1. YOU CHOOSE YOUR FRAME

All Leatherstone frames, which are listed as LR-7600, come in a standard depth of 36", 38", or 41". You have your choice of frame configurations and depth options. Keep in mind that certain arm choices may change the width of the piece you are creating. Throw pillows are optional with Leatherstone frames.

2. YOU CHOOSE YOUR ARM STYLE

From Lawson Arms to Track Arms and many choices in between. Choose the one that fits your decor style.



Leatherstone will have seams on arms and side panels.

3. YOU CHOOSE YOUR BACK STYLE

From Loose Box Back to Tight Box Back or High Back options and many choices in between.

4. YOU CHOOSE YOUR BASE

Upholstered No Border or Upholstered with Border styles, and Bun Foot to Tapered Foot options. Choose the one you like best.

5. YOU CHOOSE YOUR CUSHION STYLE

From a wide variety of seat and back cushion options and fills. Refer to the Leatherstone Price List to see all options available to you. Large Back and Seat Cushions will have seams.

6. YOU CHOOSE YOUR FABRIC, FINISH AND DECORATIVE TREATMENTS

Century has over 250 leather options with your choice from a wide selection of decorative border treatments, cords, quilting and more. Plus you have your choice of dozens of stained and painted finishes and nail head options.

Upholster with leather?
Choose Leatherstone.

CORNERSTONE

Century's Cornerstone Series gives you all the options to create the room of your choice. Whether you want a comfy sectional in your family room, a clean and modern silhouette in your den, or an elegant sofa in your living room, you choose your arm, back and base to create your own style.

Be as creative as you want with over 2,500 fabrics and trims, 100+ finishes and 50+ nail heads, and make a piece as unique as your home.

MADE TO ORDER
CENTURY®

LTD7600-2E Cornerstone Sofa (3 Backs, 1 Seat)
As shown: WW-Wide Wave Arm Straight Cushion,
High Back Loose Boxed Back,
WB-Upholstered with Border Base and Wide Block Foot.







LTD7600-2 Cornerstone Sofa (3 Backs, 3 Seats)
As shown: ST-Sock Arm T-Cushion, Loose Boxed Back, D-Dressmaker Skirt.



Loose Boxed Back



RS - Wide Half Round Arm
Straight Cushion

WBN - Upholstered
No Border Base and
Wide Block Foot

**LTD7600-1
Cornerstone Large Sofa**

Overall: W111 D36/38/41 H38

Inside: W89 D20/22.5/24.5 H17

Seat Ht: 21

Arm Ht: 26.5

4 backs, 4 seats

High Back
Loose Boxed Back



ST - Sock Arm
T-Cushion

D - Dressmaker Skirt

**LTD7600-2
Cornerstone Sofa**

Overall: W98 D36/38/41 H38

Inside: W76 D20/22.5/24.5 H17

Seat Ht: 21

Arm Ht: 26.5

3 backs, 3 seats

WW - Wide Wave Arm
Straight Cushion
Saddle Stitched



WB - Upholstered
with Border Base and
Wide Block Foot

High Back
Loose Boxed Back
Saddle Stitched

**LTD7600-2E
Cornerstone Sofa**

Overall: W98 D36/38/41 H38
Inside: W76 D20/22.5/24.5 H17
Seat Ht: 21
Arm Ht: 26.5
3 backs, 1 seat

WT - Wide Track Arm
Straight Cushion
Saddle Stitched



MBN - Upholstered
No Border Base
and Metal Foot

High Back
Loose Boxed Back
Saddle Stitched

**LTD7600-2D
Cornerstone Sofa**

Overall: W98 D36/38/41 H38
Inside: W76 D20/22.5/24.5 H17
Seat Ht: 21
Arm Ht: 26.5
2 backs, 1 seat

Loose Boxed Back



LT - Lawson Arm
T-Cushion



K - Kick Pleat Skirt



LTD7600-3C
Cornerstone Apt Sofa

Overall: W89 D36/38/41 H38

Inside: W67 D20/22.5/24.5 H17

Seat Ht: 21

Arm Ht: 26.5

3 backs, 3 seats

Tight Boxed Back



TT - Track Arm
T-Cushion



U - Upholstered
No Border Base
and Recessed Foot



LTD7600-3APTD
Cornerstone 80" Apt Sofa

Overall: W80 D36/38/41 H38

Inside: W61 D20/22.5/24.5 H17

Seat Ht: 21

Arm Ht: 26.5

1 back, 1 seat

LS - Lawson Arm
Straight Cushion



Loose Boxed Back

UBC - Upholstered
with Border Base
and Cluster Foot



**LTD7600-45
Cornerstone Queen Sleeper**

Overall: W88 D38 H38
Inside: W69 D22.5 H17
Open: D90
Seat Ht: 21
Arm Ht: 26.5

3 backs, 3 seats
Available in 38" depth only.

TS - Track Arm
Straight Cushion



High Back
Multi-Pillow Back

UP - Upholstered
No Border Base
and Pyramid Foot

**LTD7600-4
Cornerstone Love Seat**

Overall: W73 D36/38/41 H38
Inside: W51 D20/22.5/24.5 H17
Seat Ht: 21
Arm Ht: 26.5



LTD7600-5 Cornerstone Chaise

As shown: TT-Track Arm T-Cushion, Tight Boxed Back,
WBN-Upholstered No Border Base and Wide Block Foot. Shown with (1) extra throw pillow.



**LTD7600-5X
Cornerstone Wide Chaise**

Overall: W61 D64.5/66.5/69.5 H38
 Inside: W41 D42/44/46 H17
 Seat Ht: 21
 Arm Ht: 26.5



**LTD7600-5
Cornerstone Chaise**

Overall: W44.5 D64.5/66.5/69.5 H38
 Inside: W26.5 D42/44/46 H17
 Seat Ht: 21
 Arm Ht: 26.5
 Shown with (2) extra throw pillows.



**LTD7600-13
Cornerstone
Wedge Storage Ottoman**

Overall: W60 D35 H18
 Top opens for storage.
Also available:
 LTD7600-14 Cornerstone
 Wedge Ottoman



LTD7600-W Cornerstone Wedge Sofa
As shown: PT-Pleated Arm T-Cushion, Loose Knife-Edge Back, D-Dressmaker Skirt.



**LTD7600-W
Cornerstone Wedge Sofa**

Overall: W121 D51/53/56 H38
 Inside: W84 D20/22.5/24.5 H17
 Seat Ht: 21
 Arm Ht: 26.5



**LTD7600-43
Cornerstone LAF Corner Sofa**

Overall: W107 D36/38/41 H38
 Inside: W81 D20/22.5/24.5 H17
 Seat Ht: 21
 Arm Ht: 26.5

Shown with (2) extra throw pillows.

**LTD7600-82
Cornerstone Armless Love Seat**

Overall: W53.5 D36/38/41 H38
 Inside: W53.5 D20/22.5/24.5 H17
 Seat Ht: 21

**LTD7600-93
Cornerstone RAF Pod Chaise**

Overall: W67 D36/38/41 H38
 Inside: W42 D36.5/38.5/40.5 H17
 Seat Ht: 21
 Arm Ht: 26.5

Shown with (1) extra throw pillow.



LTD7600-52 Cornerstone RAF Sofa
LTD7600-81 Cornerstone LAF Chaise

Each piece as shown: WT-Wide Track Arm Straight Cushion, Saddle Stitched, High Back Loose Boxed Back Saddle Stitched, UB-Upholstered with Border Base and Recessed Foot. (1) Throw pillow standard on LTD7600-52 and LTD7600-81. Shown with (4) extra throw pillows.





LTD7600-6 Cornerstone Chair

As shown: TT-Track Arm T-Cushion, Loose Boxed Back, UT-Upholstered No Border Base and Tapered Foot.



LTD7600-6
Cornerstone Chair

Overall: W41 D36/38/41 H38
 Inside: W23 D20/22.5/24.5 H17
 Seat Ht: 21
 Arm Ht: 26.5



LTD7600-6
Cornerstone Chair

Overall: W41 D36/38/41 H38
 Inside: W23 D20/22.5/24.5 H17
 Seat Ht: 21
 Arm Ht: 26.5



LTD7600-6X
Cornerstone Chair-n-Half

Overall: W53 D36/38/41 H38
 Inside: W34.5 D20/22.5/24.5 H17
 Seat Ht: 21
 Arm Ht: 26.5

Shown with:
LTD7600-12X
Cornerstone Wide Ottoman

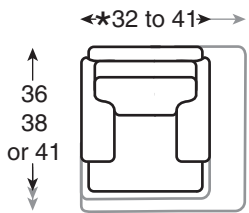
Overall: W44 D29 H21



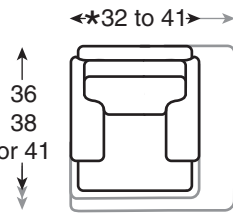
LTD7600-8
Cornerstone Swivel Chair

Overall: W41 D36/38/41 H38
 Inside: W23 D20/22.5/24.5 H17
 Seat Ht: 21
 Arm Ht: 26.5

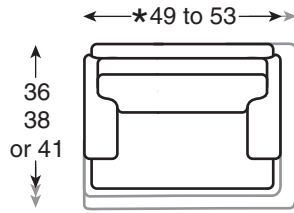
CORNERSTONE STAND ALONE FRAMES



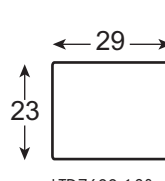
LTD7600-6 Chair



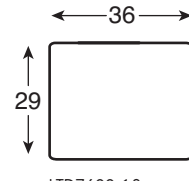
LTD7600-8 Swivel Chair



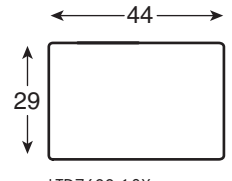
LTD7600-6X Chair and a Half



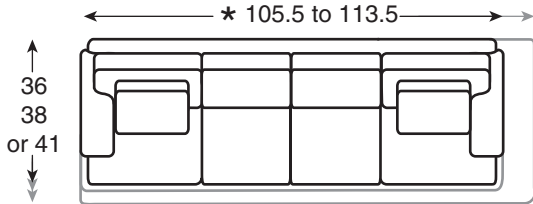
LTD7600-12S Small Ottoman



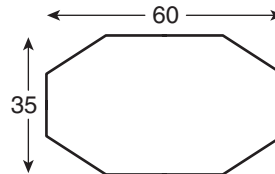
LTD7600-12 Ottoman



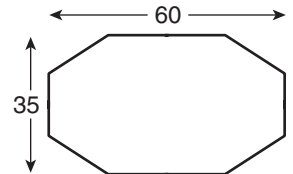
LTD7600-12X Large Ottoman



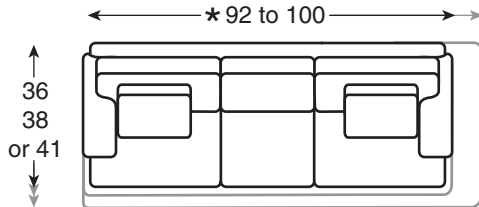
LTD7600-1 Large Sofa
4 backs, 4 seats



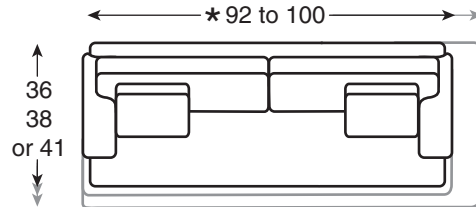
LTD7600-13 Wedge Storage Ottoman



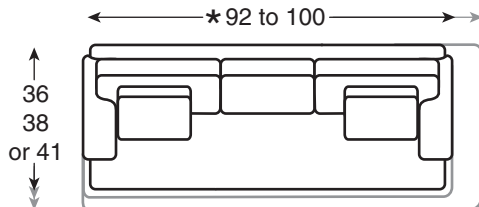
LTD7600-14 Wedge Ottoman



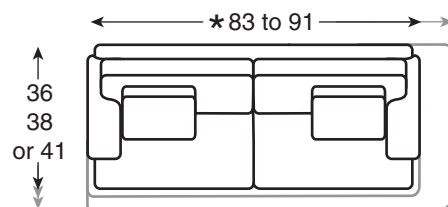
LTD7600-2 Sofa
3 backs, 3 seats



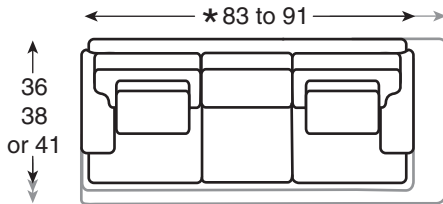
LTD7600-2D Sofa
2 backs, 1 seat



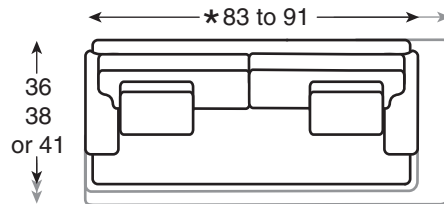
LTD7600-2E Sofa
3 backs, 1 seat



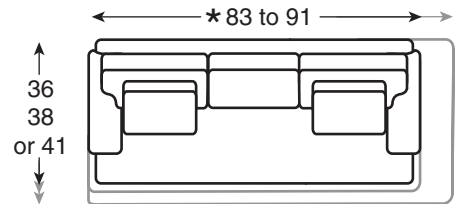
LTD7600-3 Apt Sofa
2 backs, 2 seats



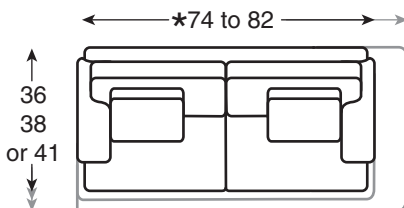
LTD7600-3C Apt Sofa
3 backs, 3 seats



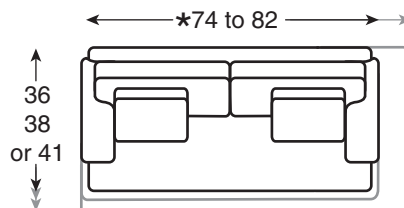
LTD7600-3D Apt Sofa
2 backs, 1 seat



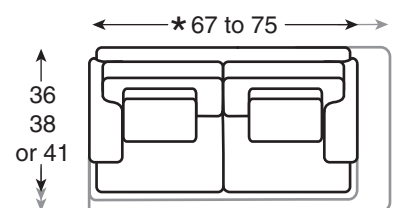
LTD7600-3E Apt Sofa
3 backs, 1 seat



LTD7600-3APT 80° Apt Sofa
2 backs, 2 seats

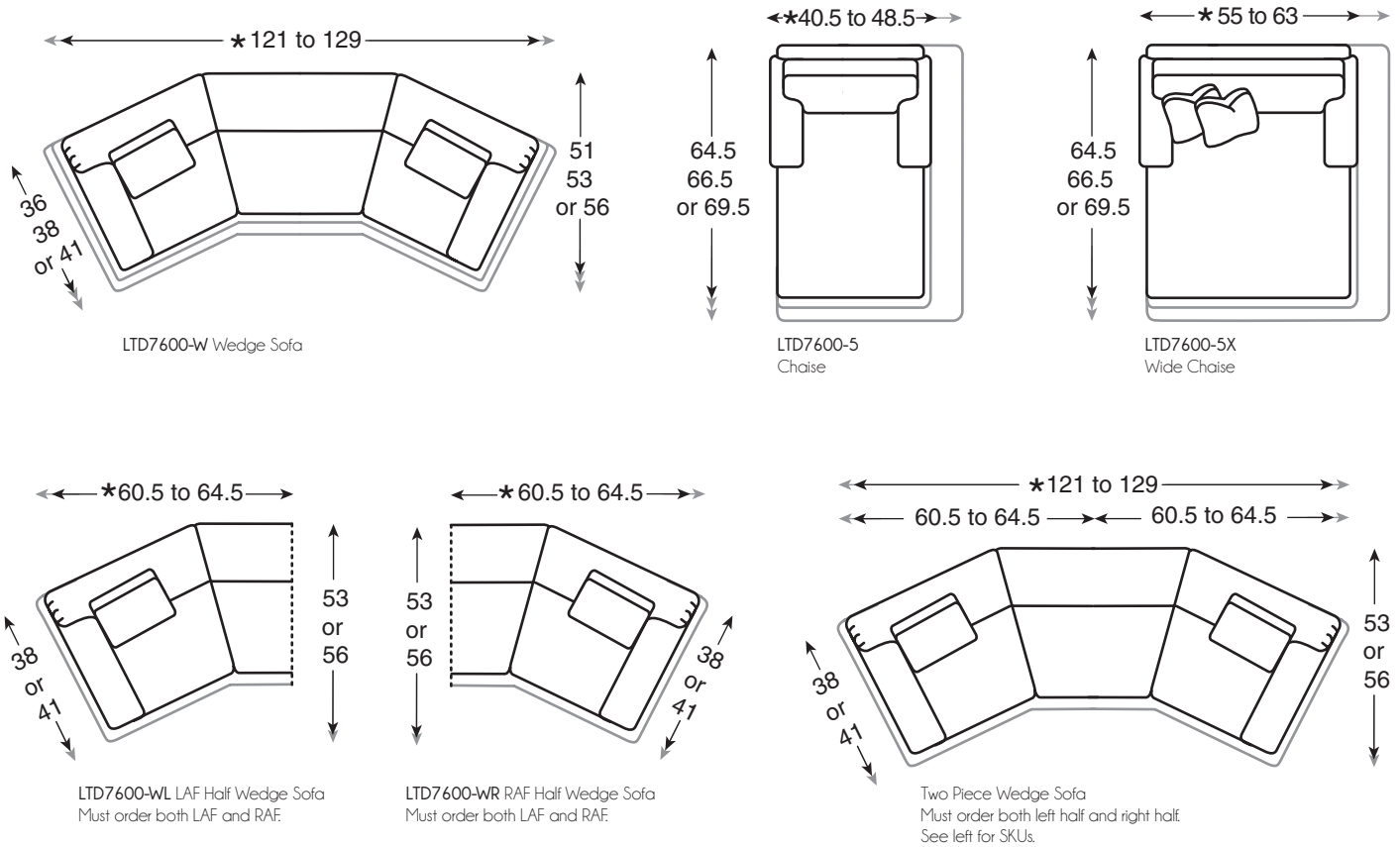


LTD7600-3APTD 80° Apt Sofa
2 backs, 1 seat

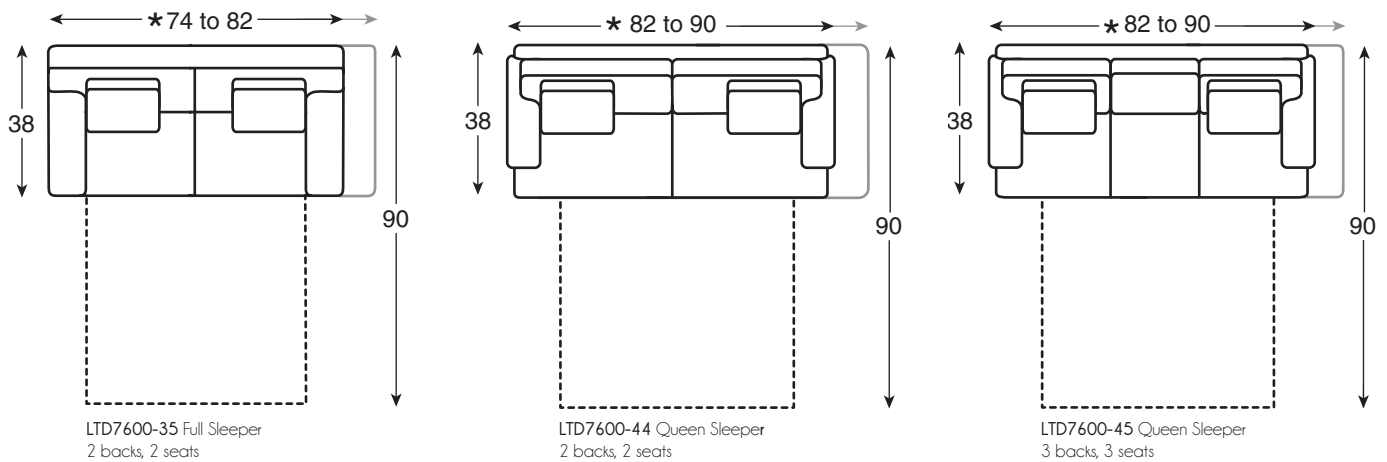


LTD7600-4 Love Seat

CORNERSTONE STAND ALONE FRAMES



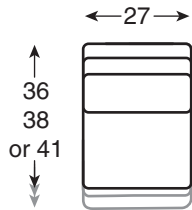
CORNERSTONE SLEEPER CHOICES



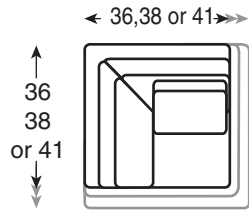
All Cornerstone frames are available as 36", 38" and 41" depths except the Sleeper Sofas, Sleeper Sectional pieces, Two Piece Wedge, Pods and Hex Sectionals. Keep in mind that certain arm choices may change the width of the piece you are creating.

*Width varies based on arm selection. Please refer to pages 56 and 57 for Variable Width Chart by Arm.

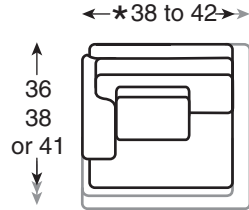
CORNERSTONE SECTIONAL CHOICES



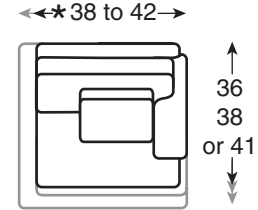
LTD7600-11
Armless Chair



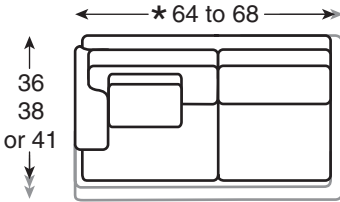
LTD7600-21
Corner Chair



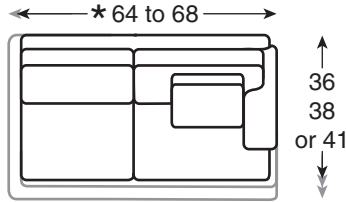
LTD7600-41
LAF Chair



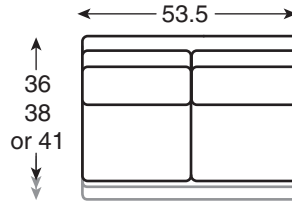
LTD7600-51
RAF Chair



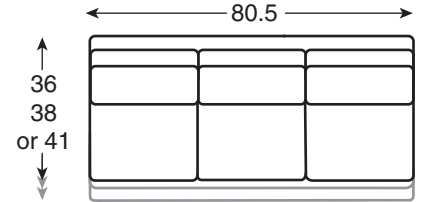
LTD7600-62 LAF Love Seat



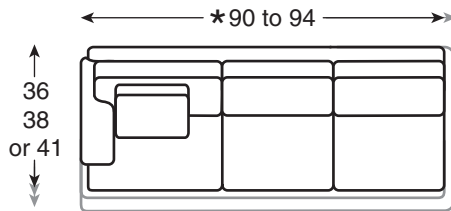
LTD7600-72 RAF Love Seat



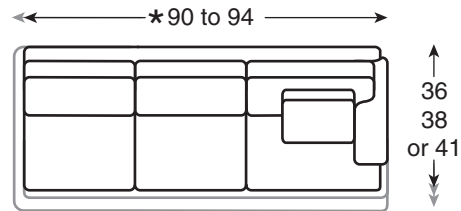
LTD7600-82 Armless Love Seat



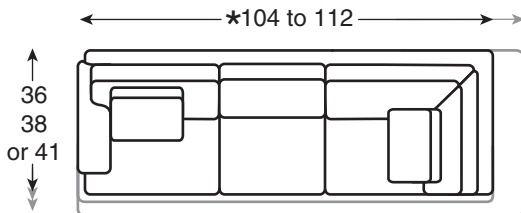
LTD7600-92 Armless Sofa



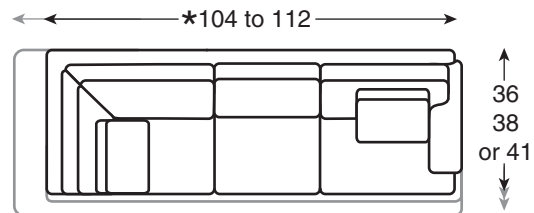
LTD7600-42 LAF Sofa



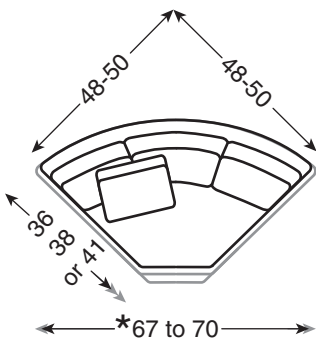
LTD7600-52 RAF Sofa



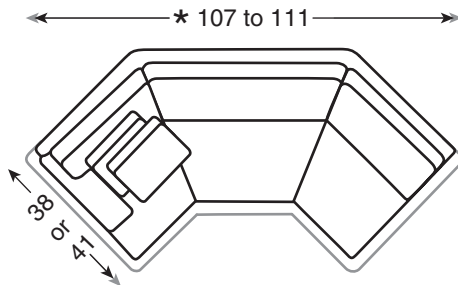
LTD7600-43 LAF Corner Sofa
Not available with Sleeper.



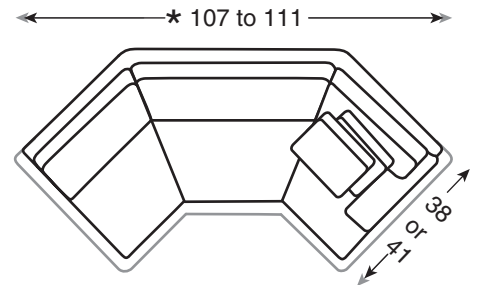
LTD7600-53 RAF Corner Sofa
Not available with Sleeper.



LTD7600-32 Wedge
Not available with Sleeper.

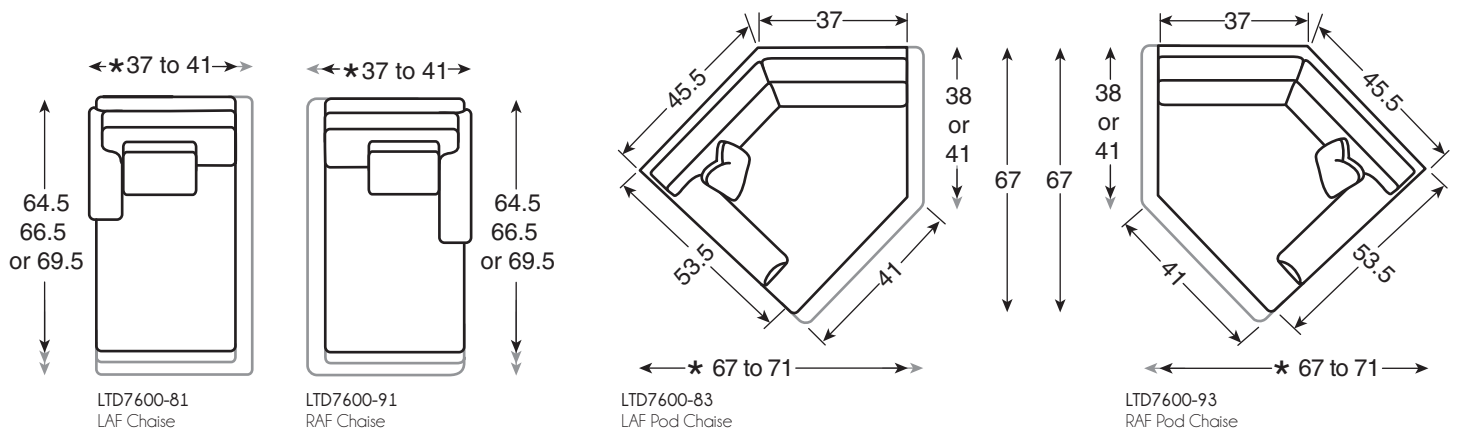


LTD7600-33
LAF Hex



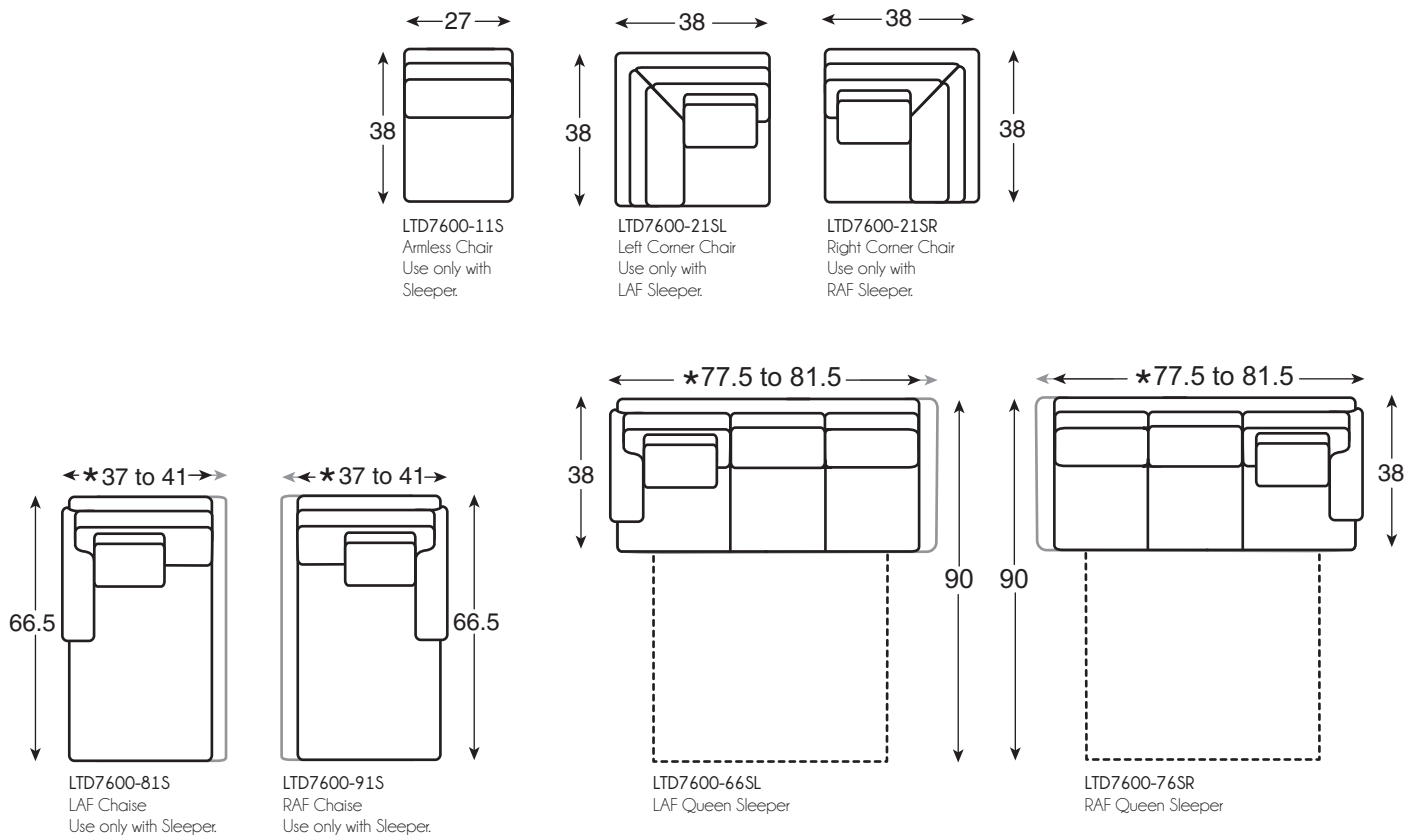
LTD7600-34
RAF Hex

CORNERSTONE SECTIONAL CHOICES



CORNERSTONE SLEEPER SECTIONAL CHOICES

Sleeper pieces are fixed at 38" depth.



All Cornerstone frames are available as 36", 38" and 41" depths except the Sleeper Sofas, Sleeper Sectional pieces, Two Piece Wedge, Pods and Hex Sectionals. Keep in mind that certain arm choices may change the width of the piece you are creating.

*Width varies based on arm selection. Please refer to pages 56 and 57 for Variable Width Chart by Arm.

CORNERSTONE OPTIONS

SELECT YOUR ARM.



LT Lawson Arm
T-Cushion



PT Pleated Arm
T-Cushion



ST Sock Arm
T-Cushion



TT Track Arm
T-Cushion



WT Wide Track Arm
Straight Cushion
T-Cushion N/A



LS Lawson Arm
Straight Cushion



PS Pleated Arm
Straight Cushion



SS Sock Arm
Straight Cushion



TS Track Arm
Straight Cushion



WW Wide Wave Arm
Straight Cushion
T-Cushion N/A



DL Drop Back
Lawson Arm
Straight Cushion
T-Cushion N/A



ET English Arm
T-Cushion
Straight Cushion N/A



DS Drop Back
Sock Arm
Straight Cushion
T-Cushion N/A



NS Nailed Panel Arm
Straight Cushion
T-Cushion N/A
Nail Trim #6 Standard



RS Wide Half
Round Arm
Straight Cushion
T-Cushion N/A

SELECT YOUR BASE.



U=No Border
Lowers Height 1"
Recessed Foot
N/A on Sleepers



UB=With Border
Lowers Height 1"
Recessed Foot
N/A on Sleepers



K=Kick Pleat Skirt
Available in
Cornerstone only



D=Dressmaker Skirt
Available in
Cornerstone only



W=Waterfall Skirt
Available in
Cornerstone only

CORNERSTONE OPTIONS

SELECT YOUR BASE, CONT.



Bun Foot
UN=No Border
UBN=With Border



Cluster Foot
UC=No Border
UBC=With Border



Metal Foot
MBN=No Border
MB=With Border
Lowers Height 1"



Pyramid Foot
UP=No Border
UBP=With Border



Tapered Foot
UT=No Border
UBT=With Border



Turned Foot
UD=No Border
UBD=With Border



Wide Block Foot
WBN=No Border
WB=With Border
Lowers Height 1"



Fluted Square Foot
UF=No Border
UFB=With Border



Fluted Wide Block Foot
FWN=No Border
FWB=With Border
Lowers Height 1"

SELECT YOUR BACK.



Loose Boxed
(Available in
Semi-Attached)



Loose Knife-Edge
(Available in
Semi-Attached)



Loose Box Back
Rounded Corner



Multi-Pillow
Available in
Cornerstone only



Tight Boxed
(Track and Wide Half
Round Arm only)



High Back
Loose Boxed



High Back
Loose Knife-Edge



High Back
Loose Box
Rounded Corners



High Back
Multi-Pillow
Available in
Cornerstone only




Tight Scroll
(N/A with Track or Wide
Half Round Arm)

CORNERSTONE CHECKLIST

1. SELECT YOUR FRAME.

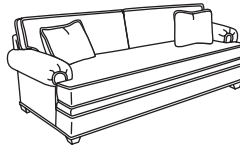
Stand Alone Frames




LTD7600-1 Large Sofa
4 backs, 4 seats



LTD7600-2 Sofa
3 backs, 3 seats



LTD7600-2D Sofa
2 backs, 1 seat



LTD7600-2E Sofa
3 backs, 1 seat




LTD7600-3 Apt Sofa
2 backs, 2 seats



LTD7600-3C Apt Sofa
3 backs, 3 seats




LTD7600-3D Apt Sofa
2 backs, 1 seat



LTD7600-3E Apt Sofa
3 backs, 1 seat




LTD7600-3APT 80° Apt Sofa
2 backs, 2 seats



LTD7600-3APTD 80° Apt Sofa
2 backs, 1 seat



LTD7600-4
Love Seat



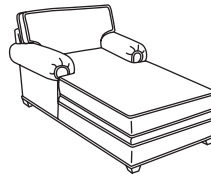
LTD7600-6
Chair



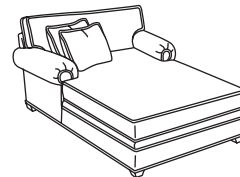
LTD7600-8
Swivel Chair



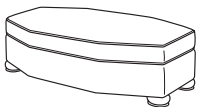
LTD7600-6X
Chair and a Half



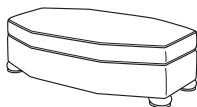
LTD7600-5
Chaise



LTD7600-5X
Chaise



LTD7600-13
Wedge Storage Ottoman



LTD7600-14
Wedge Ottoman



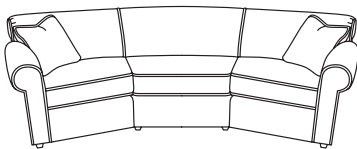
LTD7600-12S
Small Ottoman



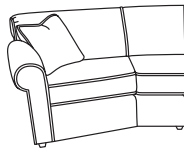
LTD7600-12
Ottoman




LTD7600-12X
Large Ottoman



LTD7600-W
Wedge Sofa



LTD7600-WL
LAF Half Wedge Sofa
Must order both LAF and RAF.
Available only in 38" or 41" depth.



LTD7600-WR
RAF Half Wedge Sofa
Must order both LAF and RAF.
Available only in 38" or 41" depth.


Sleeper Sofa Choices Available in 38" depth only.



LTD7600-35 Full Sleeper
2 backs, 2 seats



LTD7600-44 Queen Sleeper
2 backs, 2 seats



LTD7600-45 Queen Sleeper
3 backs, 3 seats

CORNERSTONE CHECKLIST


Sectional Choices



LTD7600-11
Armless Chair



LTD7600-21
Corner Chair



LTD7600-41
LAF Chair



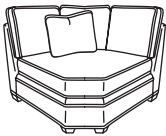
LTD7600-51
RAF Chair



LTD7600-42
LAF Sofa




LTD7600-52
RAF Sofa



LTD7600-32
Wedge
Not available
with Sleeper.




LTD7600-33
LAF Hex
Available only in
38" or 41" depth.



LTD7600-34
RAF Hex
Available only in
38" or 41" depth.



LTD7600-43
LAF Corner Sofa
Not available
with Sleeper.



LTD7600-53
RAF Corner Sofa
Not available
with Sleeper.



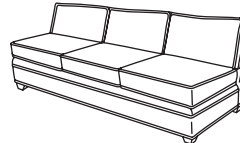
LTD7600-62
LAF Love Seat



LTD7600-72
RAF Love Seat



LTD7600-82
Armless Love Seat



LTD7600-92
Armless Sofa




LTD7600-81
LAF Chaise



LTD7600-91
RAF Chaise



LTD7600-83
LAF Pod Chaise
Available only in
38" or 41" depth.



LTD7600-93
RAF Pod Chaise
Available only in
38" or 41" depth.

Sleeper Sectional Choices Available in 38" depth only.



LTD7600-11S
Armless Chair
Use only with
Sleeper.



LTD7600-21SL
Left Corner Chair
Use only with
LAF Sleeper.



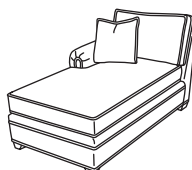
LTD7600-21SR
Right Corner Chair
Use only with
RAF Sleeper.



LTD7600-66SL
LAF Queen Sleeper



LTD7600-76SR
RAF Queen Sleeper



LTD7600-81S
LAF Chaise
Use only with
Sleeper.

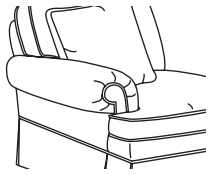


LTD7600-91S
RAF Chaise
Use only with
Sleeper.


CORNERSTONE CHECKLIST

2. SELECT YOUR FRAME AND DEPTH. □36" □38" or □41". Sleeper Sofa and Sleeper Sectional pieces available in 38" depth only. Two Piece Wedge, Pods and Hex Sectional pieces only available in 38" and 41" depths.

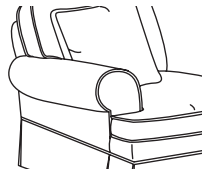
3. SELECT YOUR ARM. Arm option choice will determine overall product width. Please refer to Variable Width Chart by Arm on pages 56 and 57.



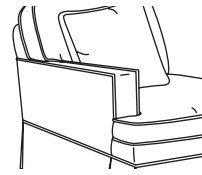
LT Lawson Arm
T-Cushion



PT Pleated Arm
T-Cushion



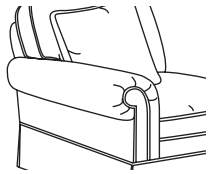
ST Sock Arm
T-Cushion




TT Track Arm
T-Cushion



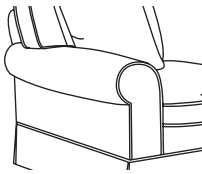
WT Wide Track Arm
Straight Cushion
T-Cushion N/A




LS Lawson Arm
Straight Cushion




PS Pleated Arm
Straight Cushion



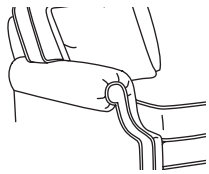
SS Sock Arm
Straight Cushion



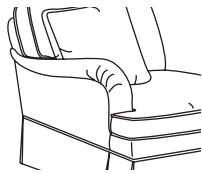
TS Track Arm
Straight Cushion



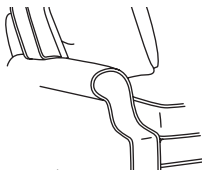
WW Wide Wave Arm
Straight Cushion
T-Cushion N/A



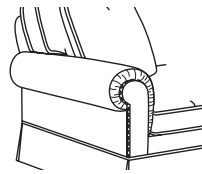
DL Drop Back
Lawson Arm
Straight Cushion
T-Cushion N/A



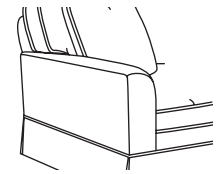
ET English Arm
T-Cushion
Straight Cushion N/A



DS Drop Back
Sock Arm
Straight Cushion
T-Cushion N/A

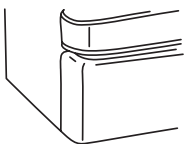


NS Nailed Panel Arm
Straight Cushion
T-Cushion N/A
Nail Trim #6 Standard

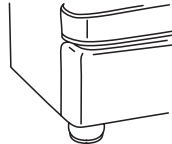


RS Wide Half
Round Arm
Straight Cushion
T-Cushion N/A

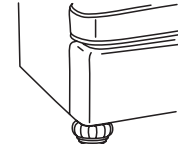
4. SELECT YOUR BASE.



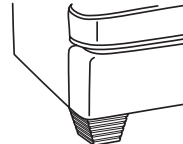
U Upholstered
No Border
Lowers Height 1"
Recessed Foot
Not available on Sleepers



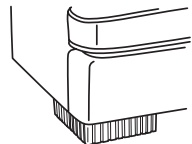
UN Upholstered
No Border
and Bun Foot



UC Upholstered
No Border
and Cluster Foot



UF Upholstered
No Border
and Fluted
Square Foot



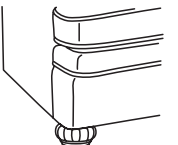
FWN Upholstered
No Border
and Fluted Wide
Block Foot



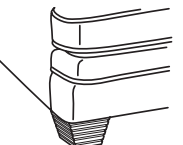
UB Upholstered
with Border
Lowers Height 1"
Recessed Foot
Not available on Sleepers



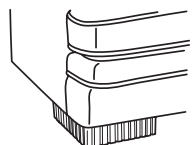
UBN Upholstered
with Border
and Bun Foot



UBC Upholstered
with Border
and Cluster Foot



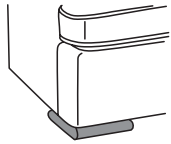
UFB Upholstered
with Border
and Fluted
Square Foot



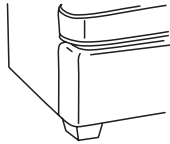
FWB Upholstered
with Border
and Fluted Wide
Block Foot

CORNERSTONE CHECKLIST

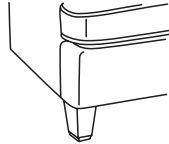
4. SELECT YOUR BASE, CONT.



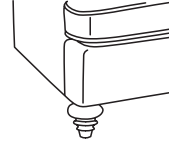
MBN Upholstered
No Border
and Metal Foot
Lowers Height 1"



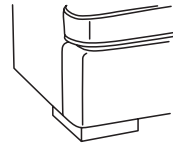
UP Upholstered
No Border
and Pyramid Foot



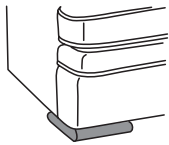
UT Upholstered
No Border
and Tapered Foot



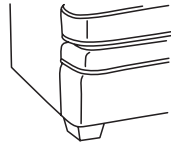
UD Upholstered
No Border
and Turned Foot



WBN Upholstered
No Border
and Wide
Block Foot
Lowers Height 1"



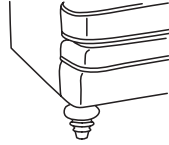
MB Upholstered
with Border
and Metal Foot
Lowers Height 1"



UBP Upholstered
with Border
and Pyramid Foot



UBT Upholstered
with Border
and Tapered Foot



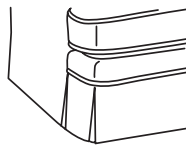
UBD Upholstered
with Border
and Turned Foot



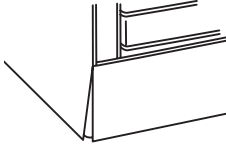
WB Upholstered
with Border
and Wide
Block Foot
Lowers Height 1"



K Kick Pleat Skirt
Available in
Cornerstone only




D Dressmaker Skirt
Available in
Cornerstone only



W Waterfall Skirt
Available in
Cornerstone only

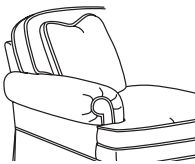
5. SELECT YOUR BACK.



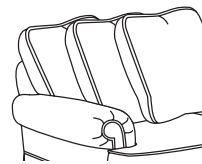
Loose Boxed
Available in
Semi-Attached




Loose Knife-Edge
Available in
Semi-Attached



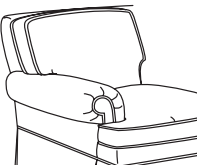
Loose Box Back
Rounded Corners



Multi-Pillow
Available in
Cornerstone only



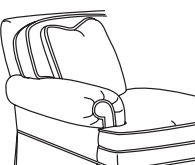
Tight Boxed
Track and Wide Half Round
Arms only




*High Back
Loose Boxed




*High Back Loose
Knife-Edge



*High Back
Loose Boxed
Rounded Corners



*High Back
Multi-Pillow
Available in
Cornerstone only



Tight Scroll
Not available in
Track or Wide Half Round
Arms

*Overall Back Rail Height is 38.5" when High Back option is selected. Back cushion height will not change. High Back not available in 36" depth.

6. SELECT YOUR EDGE.

Self-Welt Seats and Backs (Standard)
Saddle Stitched Weltless (Optional)

7. SELECT YOUR SEAT CUSHION FILL.

Spring Down (Standard)

8. SELECT YOUR BACK CUSHION FILL.

Fiber Down (Standard)
Dura Loft - Optional (Firmer, but more resilient)

9. SELECT YOUR FINISH.

#401 Coddington (Standard)

See pricelist for all additional options.

LEATHERSTONE

Century's Leatherstone Series gives you all the options to create the room of your choice. Whether you want a comfy sectional in your family room, a clean and modern silhouette in your den, or an elegant sofa in your living room, you choose your arm, back and base to create your own style.

Be as creative as you want with over 250+ leathers, 100+ finishes and 50+ nail heads, and make a piece as unique as your home.

MADE TO ORDER
CENTURY®

LR-7600-3D Leatherstone Apt Sofa (2 Backs, 1 Seat)
As shown: WT-Wide Track Arm Straight Cushion, High Back Loose Boxed Back, WBN-Upholstered No Border Base and Wide Block Foot.





LR-7600-1 Leatherstone Large Sofa (4 Backs, 4 Seats)
As shown: ET-English Arm T-Cushion-High Back Loose Boxed Back,
UBN-Upholstered with Border Base and Bun Foot.





High Back
Loose Boxed Back
Saddle Stitched



ET - English Arm
T-Cushion

UBN - Upholstered
with Border Base
and Bun Foot

LR-7600-1
Leatherstone Large Sofa

Overall: W111 D36/38/41 H38
Inside: W89 D20/22.5/24.5 H17
Seat Ht: 21
Arm Ht: 26.5
4 backs, 4 seats

Loose Boxed Back



NS - Nailed Panel Arm
Straight Cushion
Nail Head Trim #6
Standard on Arm Only

UFB - Upholstered
with Border Base and
Fluted Square Foot

LR-7600-2
Leatherstone Sofa

Overall: W98 D36/38/41 H38
Inside: W76 D20/22.5/24.5 H17
Seat Ht: 21
Arm Ht: 26.5
3 backs, 3 seats
#6 nail head trim standard on arm only



**LR-7600-2
Leatherstone Sofa**

Overall: W98 D36/38/41 H38
 Inside: W76 D20/22.5/24.5 H17
 Seat Ht: 21
 Arm Ht: 26.5
 3 backs, 3 seats



**LR-7600-2D
Leatherstone Sofa**

Overall: W98 D36/38/41 H38
 Inside: W76 D20/22.5/24.5 H17
 Seat Ht: 21
 Arm Ht: 26.5
 2 backs, 1 seat

Loose Knife-Edge Back



ET - English Arm
T-Cushion

UT - Upholstered
No Border Base
and Tapered Foot

LR-7600-3C
Leatherstone Apt Sofa

Overall: W89 D36/38/41 H38

Inside: W67 D20/22.5/24.5 H17

Seat Ht: 21

Arm Ht: 26.5

3 backs, 3 seats

High Back
Loose Boxed Back



WT - Wide Track Arm
Straight Cushion

WBN - Upholstered
No Border Base
and Wide Block Foot

LR-7600-3D
Leatherstone Apt Sofa

Overall: W89 D36/38/41 H38

Inside: W67 D20/22.5/24.5 H17

Seat Ht: 21

Arm Ht: 26.5

2 backs, 1 seat

TS - Track Arm
Straight Cushion

Tight Boxed Back



UBP - Upholstered
with Border Base
and Pyramid Foot



**LR-7600-35
Leatherstone Full Sleeper**

Overall: W80 D38 H38
Inside: W61 D22.5 H17
Open: D90
Seat Ht: 21
Arm Ht: 26.5
2 backs, 2 seats
Available in 38" depth only.

TT - Track Arm
T-Cushion

Loose Boxed Back



Optional Nail Head Trim

UBP - Upholstered
with Border Base
and Pyramid Foot

**LR-7600-4
Leatherstone Love Seat**

Overall: W73 D36/38/41 H38
Inside: W51 D20/22.5/24.5 H17
Seat Ht: 21
Arm Ht: 26.5



LR-7600-2 Leatherstone Sofa (3 Backs, 3 Seats)

As shown: NS-Nailed Panel Arm Straight Cushion, Loose Boxed Back, UFB-Upholstered with Border Base and Fluted Square Foot. Nail Head Trim #6 Standard on arm panel only. Shown with optional throw pillows.



**LR-7600-5X
Leatherstone Wide Chaise**

Overall: W61 D64.5/66.5/69.5 H38
 Inside: W41 D42/44/46 H17
 Seat Ht: 21
 Arm Ht: 26.5



**LR-7600-5
Leatherstone Chaise**

Overall: W44.5 D64.5/66.5/69.5 H38
 Inside: W26.5 D42/44/46 H17
 Seat Ht: 21
 Arm Ht: 26.5



**LR-7600-13
Leatherstone
Wedge Storage Ottoman**

Overall: W60 D35 H18.5
 Top opens for storage.

Also available:
 LR-7600-14 Leatherstone
 Wedge Ottoman



LR-7600-W Leatherstone Wedge
As shown: TS-Track Arm Straight Cushion, Loose Boxed Back,
UP-Upholstered No Border Base and Pyramid Foot.
Shown with optional throw pillows.



**LR-7600-W
Leatherstone Wedge Sofa**

Overall: W121 D51/53/56 H38
 Inside: W84 D20/22.5/24.5 H17
 Seat Ht: 21
 Arm Ht: 26.5

Shown with optional throw pillows.



**LR-7600-66SL
Leatherstone
LAF Queen Sleeper**

Overall: W80.5 D38 H38
 Inside: W69.5 D22.5 H17
 Seat Ht: 21
 Arm Ht: 26.5

Available in 38" depth only.

**LR-7600-21SL
Leatherstone
Left Corner Chair
For Sleeper**

Overall: W38 D38 H38
 Inside: W22.5 D22.5 H17
 Seat Ht: 21

Available in 38" depth only.

**LR-7600-52
Leatherstone RAF Sofa**

Overall: W93 D36/38/41 H38
 Inside: W80 D20/22.5/24.5 H17
 Seat Ht: 21
 Arm Ht: 26.5

See pages 48-49 for Sectional options.



LR-7600-66SL Leatherstone LAF Queen Sleeper
LR-7600-11S Leatherstone Armless Chair For Sleeper
LR-7600-21SL Leatherstone Left Corner Chair For Sleeper
LR-7600-52 Leatherstone RAF Sofa
Each piece as shown: PT-Pleated Arm T-Cushion, Loose Boxed Back,
UBP-Upholstered with Border Base and Pyramid Foot.
Shown with optional throw pillows.



LR-7600-8 Leatherstone Swivel Chair

As shown: LT-Lawson Arm T-Cushion, Tight Scroll Back, U-Upholstered No Border Base.





LR-7600-6
Leatherstone Chair

Overall: W41 D36/38/41 H38
 Inside: W23 D20/22.5/24.5 H17
 Seat Ht: 21
 Arm Ht: 26.5



LR-7600-6X
Leatherstone Chair-n-Half

Overall: W53 D36/38/41 H38
 Inside: W34.5 D20/22.5/24.5 H17
 Seat Ht: 21
 Arm Ht: 26.5



LR-7600-6
Leatherstone Chair

Overall: W41 D36/38/41 H38
 Inside: W23 D20/22.5/24.5 H17
 Seat Ht: 21
 Arm Ht: 26.5

Shown with:
LR-7600-12
 Leatherstone Ottoman

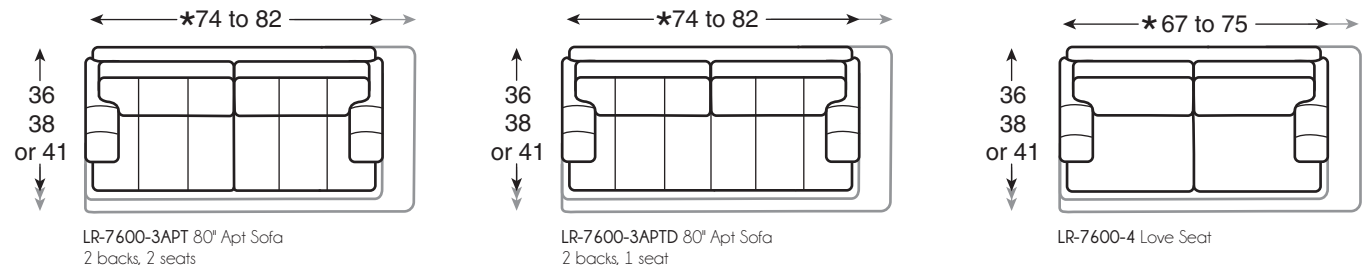
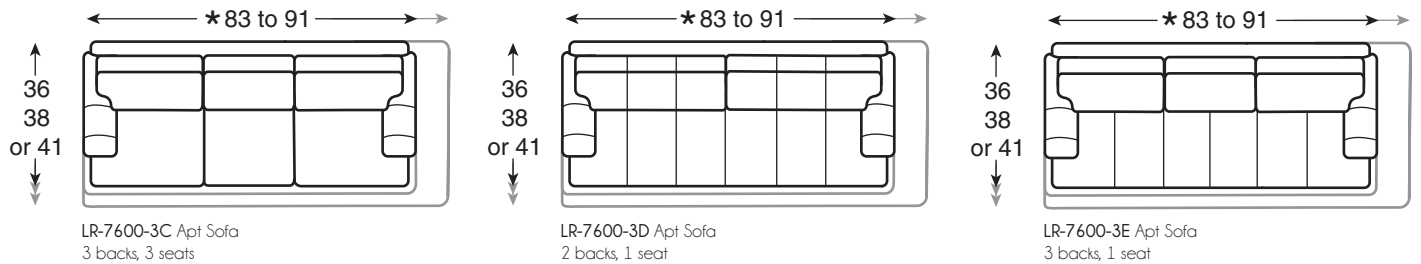
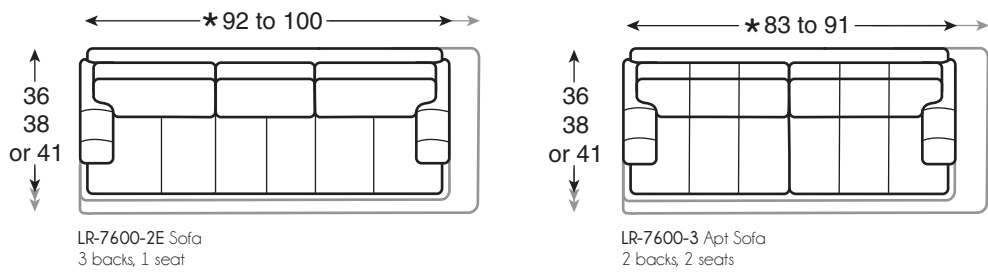
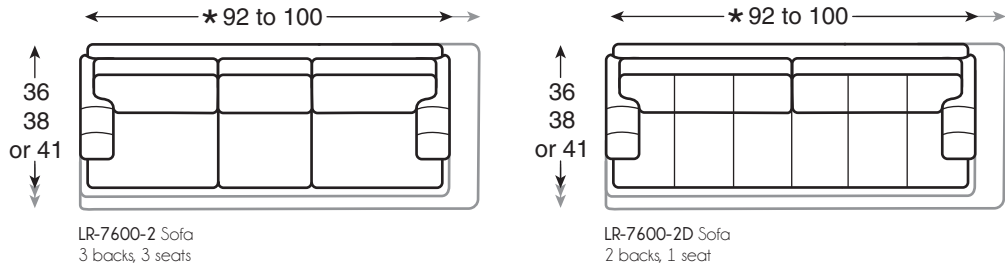
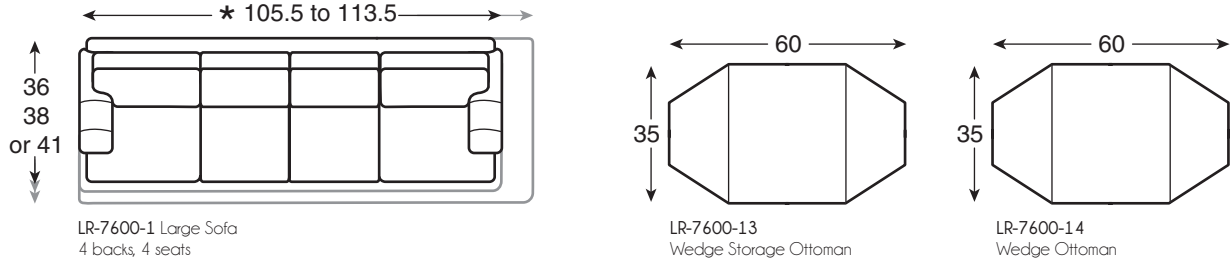
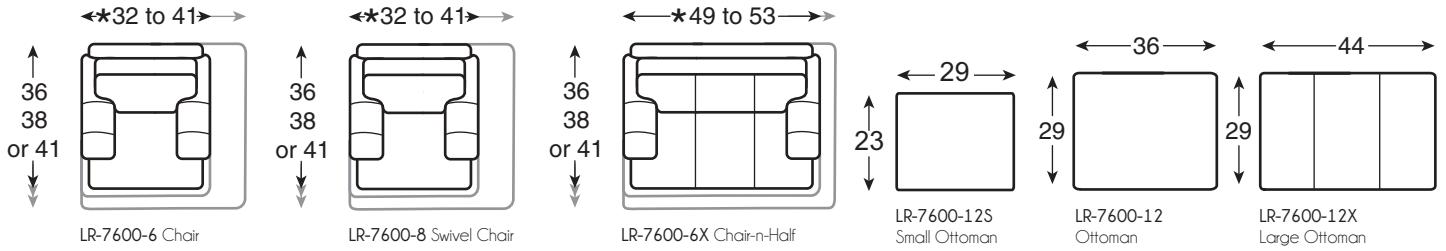
Overall: W36 D29 H20



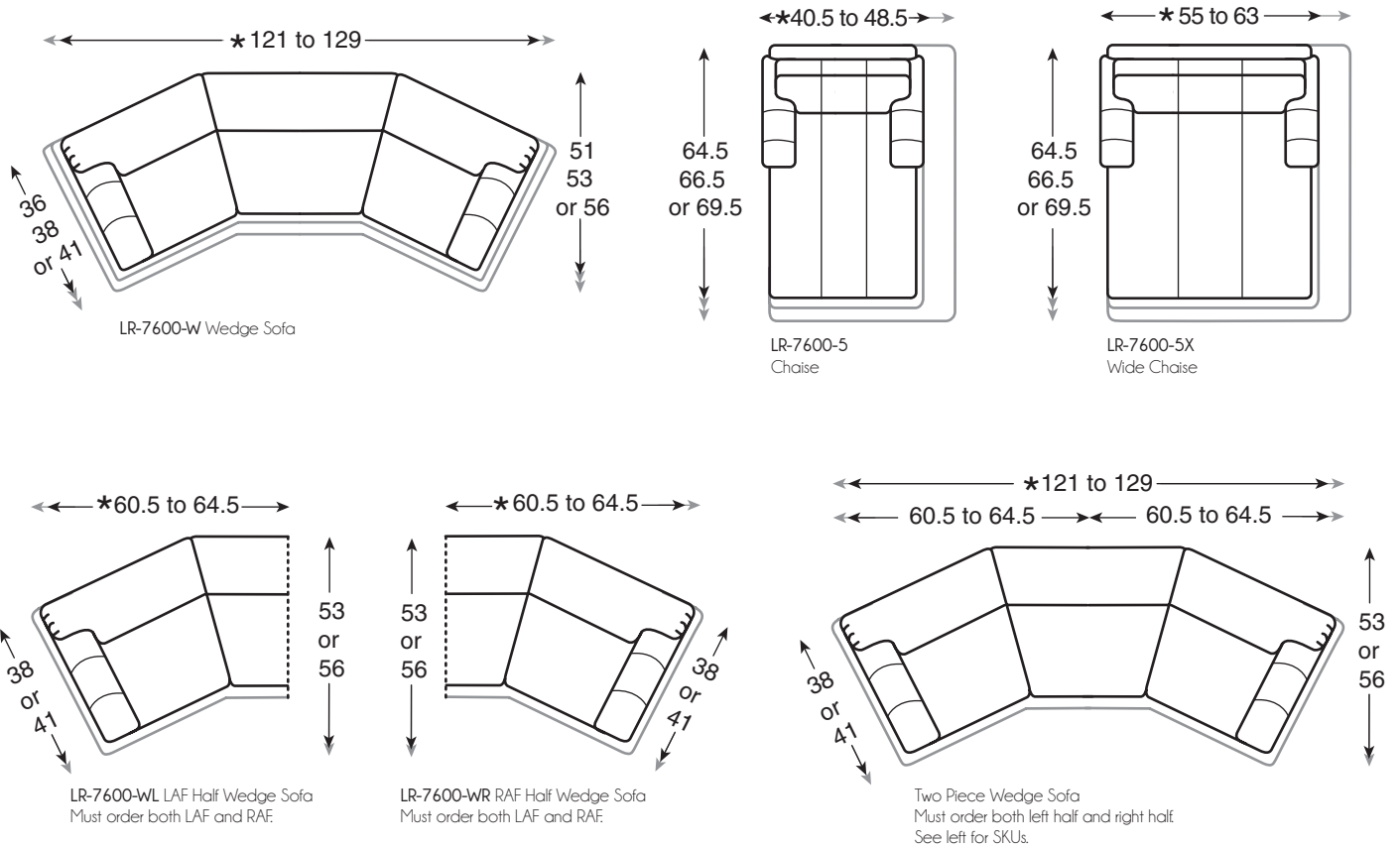
LR-7600-8
Leatherstone Swivel Chair

Overall: W41 D36/38/41 H37
 Inside: W23 D20/22.5/24.5 H17
 Seat Ht: 21
 Arm Ht: 26.5

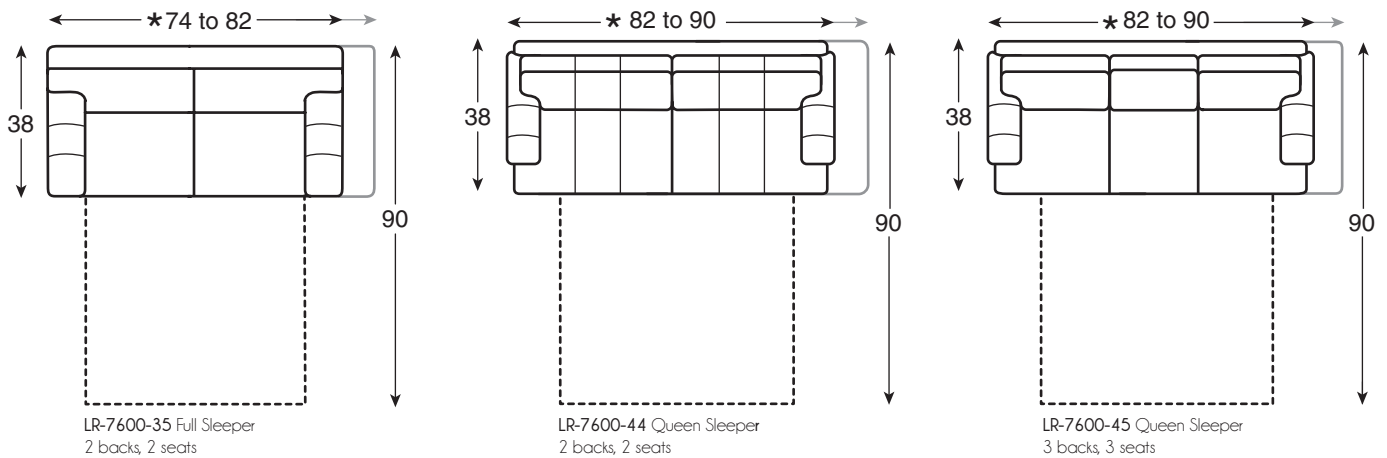
LEATHERSTONE STAND ALONE FRAMES



LEATHERSTONE STAND ALONE FRAMES



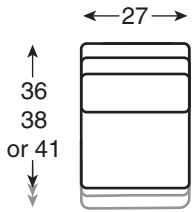
LEATHERSTONE SLEEPER CHOICES



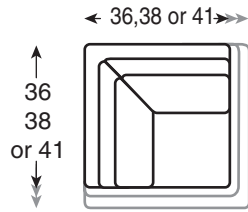
All Leatherstone frames are available as 36", 38" and 41" depths except the Sleeper Sofas, Sleeper Sectional pieces, Two Piece Wedge, Pods and Hex Sectionals. Keep in mind that certain arm choices may change the width of the piece you are creating.

*Width varies based on arm selection. Please refer to pages 56 and 57 for Variable Width Chart by Arm.

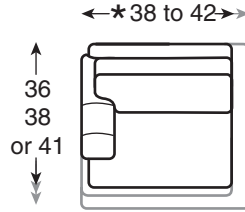
LEATHERSTONE SECTIONAL CHOICES



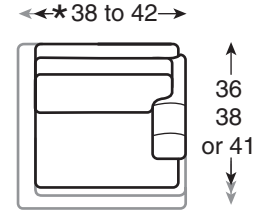
LR-7600-11
Armless Chair



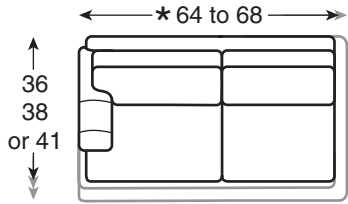
LR-7600-21
Corner Chair



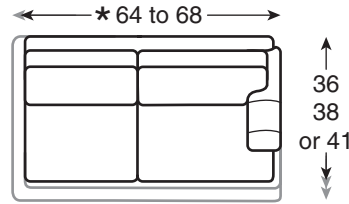
LR-7600-41
LAF Chair



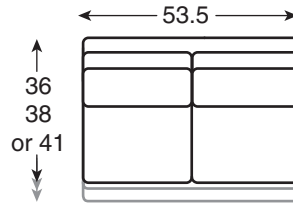
LR-7600-51
RAF Chair



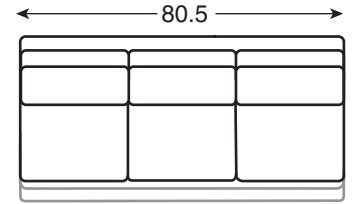
LR-7600-62 LAF Love Seat



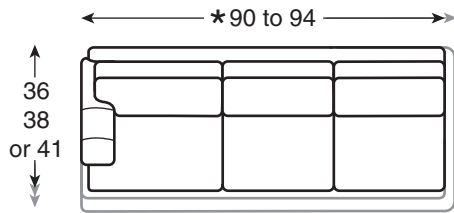
LR-7600-72 RAF Love Seat



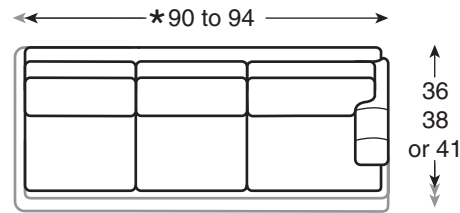
LR-7600-82 Armless Love Seat



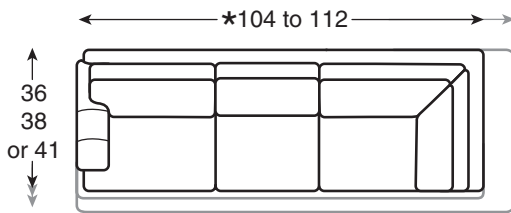
LR-7600-92 Armless Sofa



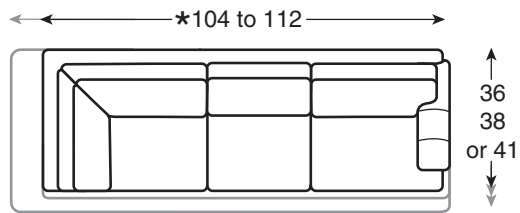
LR-7600-42 LAF Sofa



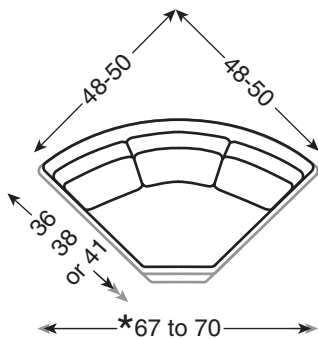
LR-7600-52 RAF Sofa



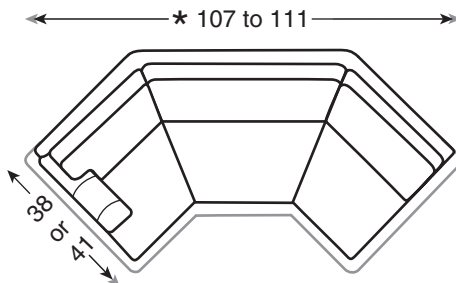
LR-7600-43 LAF Corner Sofa
Not available with Sleeper.



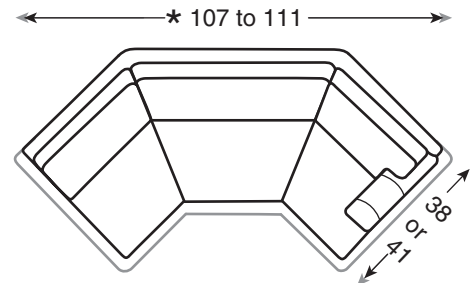
LR-7600-53 RAF Corner Sofa
Not available with Sleeper.



LR-7600-32 Wedge
Not available with Sleeper.

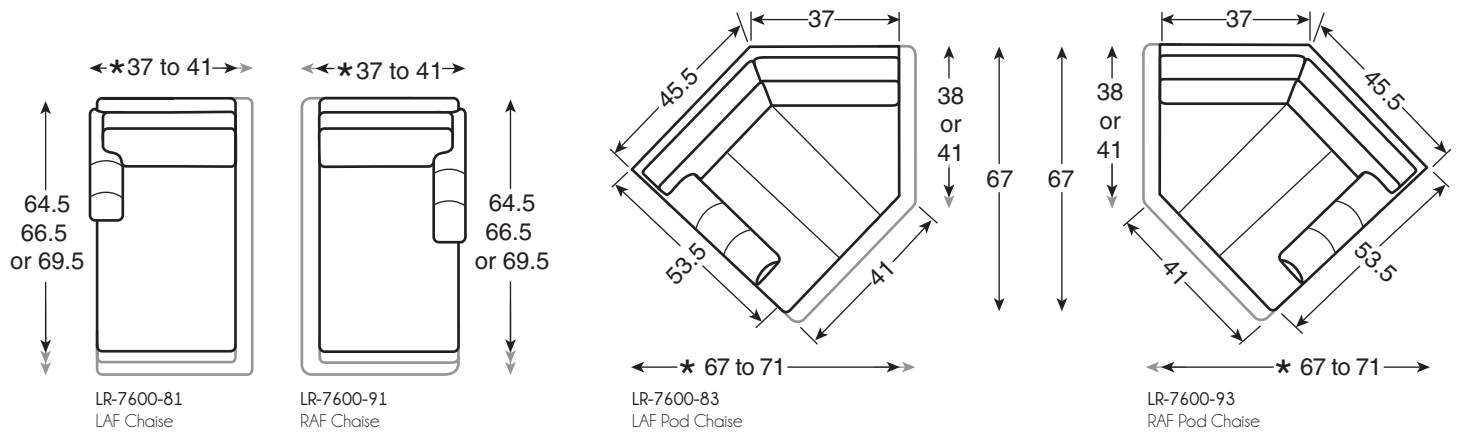


LR-7600-33
LAF Hex



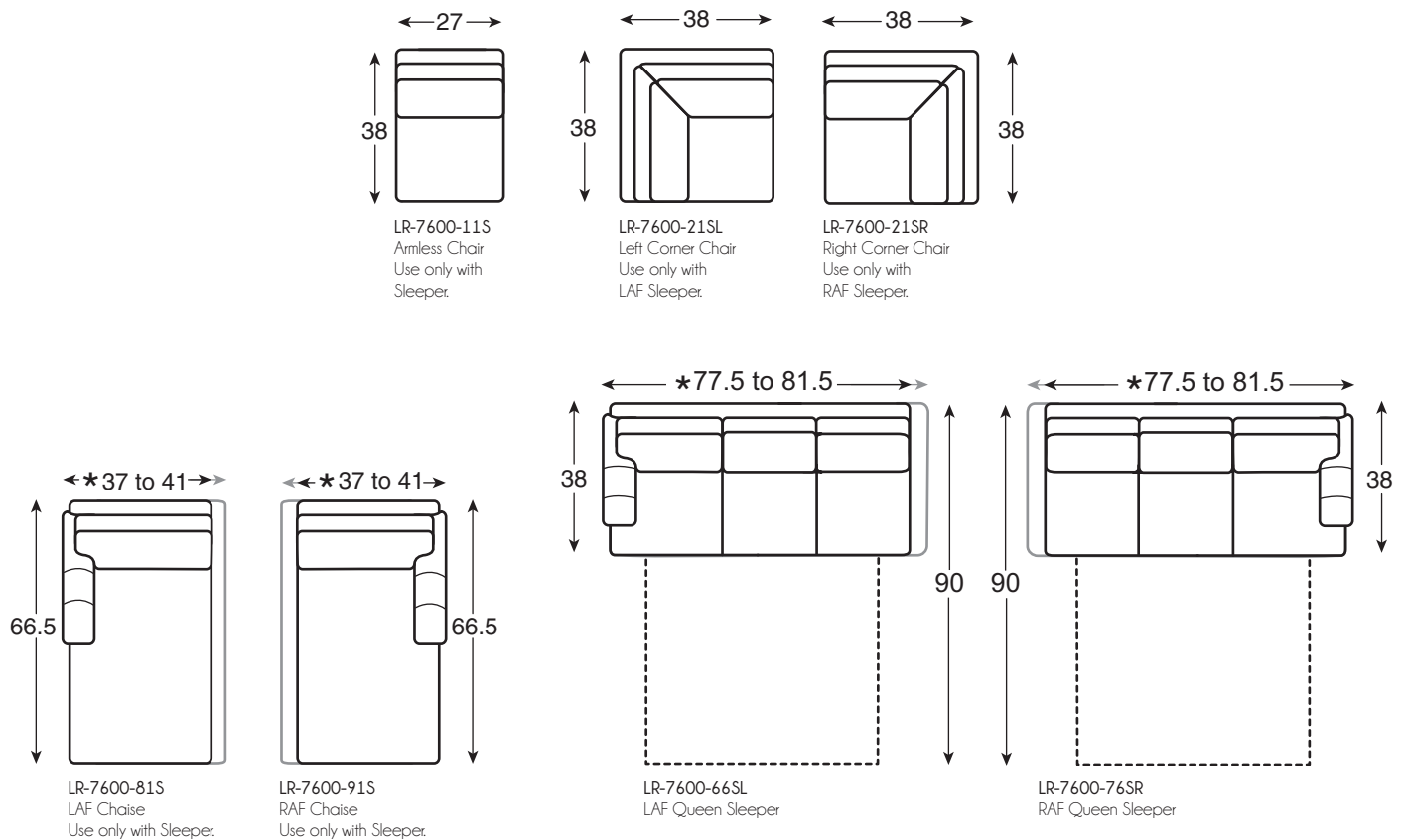
LR-7600-34
RAF Hex

LEATHERSTONE SECTIONAL CHOICES



LEATHERSTONE SLEEPER SECTIONAL CHOICES

Sleeper pieces are fixed at 38" depth.



All Leatherstone frames are available as 36", 38" and 41" depths except the Sleeper Sofas, Sleeper Sectional pieces, Two Piece Wedge, Pods and Hex Sectionals. Keep in mind that certain arm choices may change the width of the piece you are creating.

*Width varies based on arm selection. Please refer to pages 56 and 57 for Variable Width Chart by Arm.

LEATHERSTONE OPTIONS

SELECT YOUR ARM.



LT Lawson Arm
T-Cushion



PT Pleated Arm
T-Cushion



ST Sock Arm
T-Cushion



TT Track Arm
T-Cushion



WT Wide Track Arm
Straight Cushion
T-Cushion N/A



LS Lawson Arm
Straight Cushion



PS Pleated Arm
Straight Cushion



SS Sock Arm
Straight Cushion




TS Track Arm
Straight Cushion



WW Wide Wave Arm
Straight Cushion
T-Cushion N/A



DL Drop Back
Lawson Arm
Straight Cushion
T-Cushion N/A



ET English Arm
T-Cushion
Straight Cushion N/A



DS Drop Back
Sock Arm
Straight Cushion
T-Cushion N/A



NS Nailed Panel Arm
Straight Cushion
T-Cushion N/A
Nail Trim #6 Standard



RS Wide Half
Panel Arm
Straight Cushion
T-Cushion N/A
Shown in Fabric

SELECT YOUR BASE.



U=No Border
Lowers Height 1"
Recessed Foot
N/A on Sleepers



UB=With Border
Lowers Height 1"
Recessed Foot
N/A on Sleepers

LEATHERSTONE OPTIONS

SELECT YOUR BASE, CONT.



Bun Foot
UN=No Border
UBN=With Border



Cluster Foot
UC=No Border
UBC=With Border



Metal Foot
MBN=No Border
MB=With Border
Lowers Height 1"



Pyramid Foot
UP=No Border
UBP=With Border



Tapered Foot
UT=No Border
UBT=With Border



Turned Foot
UD=No Border
UBD=With Border



Wide Block Foot
WBN=No Border
WB=With Border
Lowers Height 1"



Fluted Square Foot
UF=No Border
UFB=With Border



Fluted Wide Block Foot
FWN=No Border
FWB=With Border
Lowers Height 1"
Shown in Fabric

SELECT YOUR BACK.



Loose Boxed
(Available in
Semi-Attached)



Loose Knife-Edge
(Available in
Semi-Attached)



Loose Box Back
Rounded Corner



Tight Scroll
(N/A with Track Arm)



Tight Boxed
(Track Arm only)



High Back
Loose Boxed



High Back
Loose Knife-Edge




High Back
Loose Box
Rounded Corners


LEATHERSTONE CHECKLIST

1. SELECT YOUR FRAME.

Stand Alone Frames



LR-7600-1 Large Sofa
4 backs, 4 seats




LR-7600-2 Sofa
3 backs, 3 seats




LR-7600-2D Sofa
2 backs, 1 seat



LR-7600-2E Sofa
3 backs, 1 seat



LR-7600-3 Apt Sofa
2 backs, 2 seats



LR-7600-3C Apt Sofa
3 backs, 3 seats



LR-7600-3D Apt Sofa
2 backs, 1 seat



LR-7600-3E Apt Sofa
3 backs, 1 seat



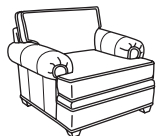
LR-7600-3APT 80° Apt Sofa
2 backs, 2 seats




LR-7600-3APTD 80° Apt Sofa
2 backs, 1 seat




LR-7600-4
Love Seat



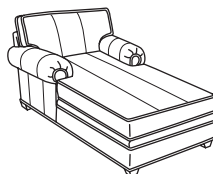
LR-7600-6
Chair



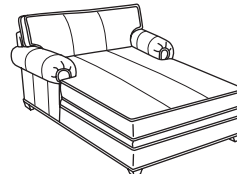
LR-7600-8
Swivel Chair



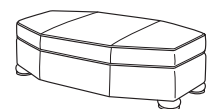
LR-7600-6X
Chair and a Half



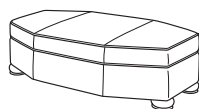
LR-7600-5
Chaise



LR-7600-5X
Chaise



LR-7600-13
Wedge Storage Ottoman



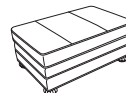
LR-7600-14
Wedge Ottoman



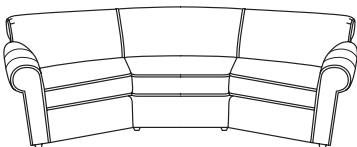
LR-7600-12S
Small Ottoman



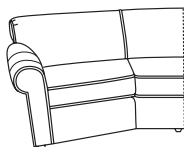
LR-7600-12
Ottoman




LR-7600-12X
Wide Ottoman



LR-7600-W
Wedge Sofa




LR-7600-WL
LAF Half Wedge Sofa
Must order both LAF and RAF.
Available only in 38" or 41" depth.




LR-7600-WR
RAF Half Wedge Sofa
Must order both LAF and RAF.
Available only in 38" or 41" depth.

Sleeper Sofa Choices Available in 38" depth only.



LR-7600-35 Full Sleeper
2 backs, 2 seats



LR-7600-44 Queen Sleeper
2 backs, 2 seats



LR-7600-45 Queen Sleeper
3 backs, 3 seats

LEATHERSTONE CHECKLIST

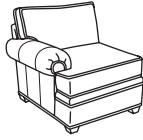
Sectional Choices



LR-7600-11
Armless Chair




LR-7600-21
Corner Chair




LR-7600-41
LAF Chair



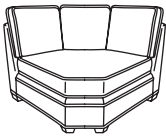
LR-7600-51
RAF Chair



LR-7600-42
LAF Sofa




LR-7600-52
RAF Sofa



LR-7600-32
Wedge
Not available
with Sleeper.



LR-7600-33
LAF Hex
Available only in
38" or 41" depth.



LR-7600-34
RAF Hex
Available only in
38" or 41" depth.



LR-7600-43
LAF Corner Sofa
Not available
with Sleeper.



LR-7600-53
RAF Corner Sofa
Not available
with Sleeper.



LR-7600-62
LAF Love Seat



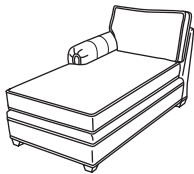
LR-7600-72
RAF Love Seat



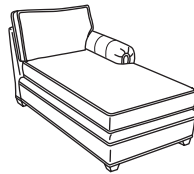
LR-7600-82
Armless Love Seat




LR-7600-92
Armless Sofa




LR-7600-81
LAF Chaise



LR-7600-91
RAF Chaise



LR-7600-83
LAF Pod Chaise
Available only in
38" or 41" depth.



LR-7600-93
RAF Pod Chaise
Available only in
38" or 41" depth.

Sleeper Sectional Choices Available in 38" depth only.



LR-7600-11S
Armless Chair
Use only with
Sleeper.



LR-7600-21SL
Left Corner Chair
Use only with
LAF Sleeper.



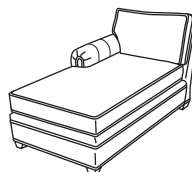
LR-7600-21SR
Right Corner Chair
Use only with
RAF Sleeper.




LR-7600-66SL
LAF Queen Sleeper



LR-7600-76SR
RAF Queen Sleeper



LR-7600-81S
LAF Chaise
Use only with
Sleeper.

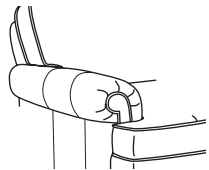


LR-7600-91S
RAF Chaise
Use only with
Sleeper.

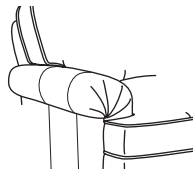
LEATHERSTONE CHECKLIST

2. SELECT YOUR FRAME AND DEPTH. □36" □38" or □41". Sleeper Sofa and Sleeper Sectional pieces available in 38" depth only. Two Piece Wedge, Pods and Hex Sectional pieces only available in 38" and 41" depths.

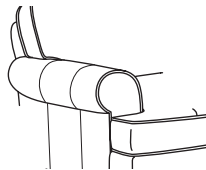
3. SELECT YOUR ARM. Arm option choice will determine overall product width. Please refer to Variable Width Chart by Arm on pages 56 and 57.



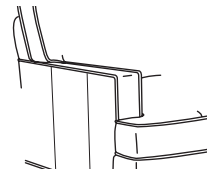
LT Lawson Arm
T-Cushion




PT Pleated Arm
T-Cushion



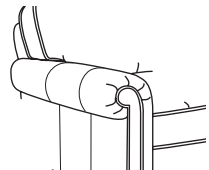
ST Sock Arm
T-Cushion



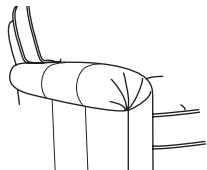
TT Track Arm
T-Cushion



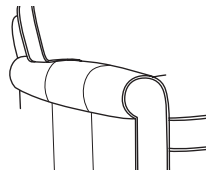
WT Wide Track Arm
Straight Cushion
T-Cushion N/A




LS Lawson Arm
Straight Cushion



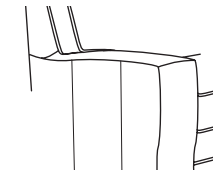
PS Pleated Arm
Straight Cushion



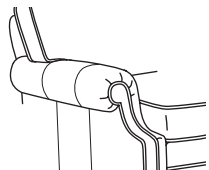
SS Sock Arm
Straight Cushion



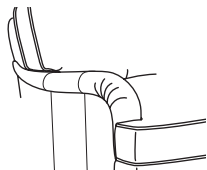
TS Track Arm
Straight Cushion



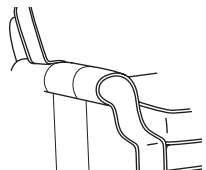
WW Wide Wave Arm
Straight Cushion
T-Cushion N/A



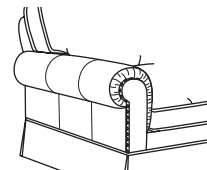
DL Drop Back
Lawson Arm
Straight Cushion
T-Cushion N/A



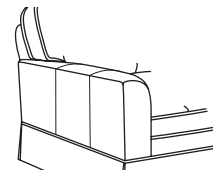
ET English Arm
T-Cushion
Straight Cushion N/A



DS Drop Back
Sock Arm
Straight Cushion
T-Cushion N/A

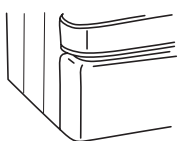


NS Nailed Panel Arm
Straight Cushion
T-Cushion N/A
Nail Trim #6 Standard

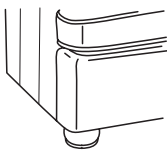


RS Wide Half
Round Arm
Straight Cushion
T-Cushion N/A

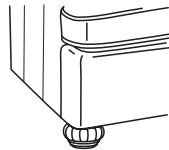
4. SELECT YOUR BASE.



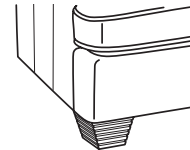
U Upholstered
No Border
Lowers Height 1"
Recessed Foot
Not available on Sleepers



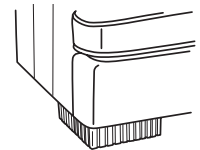
UN Upholstered
No Border
and Bun Foot



UC Upholstered
No Border
and Cluster Foot



UF Upholstered
No Border
and Fluted
Square Foot




FWN Upholstered
No Border
and Fluted Wide
Block Foot



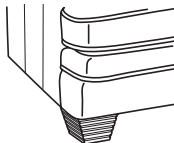
UB Upholstered
with Border
Lowers Height 1"
Recessed Foot
Not available on Sleepers



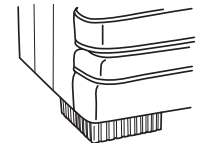
UBN Upholstered
with Border
and Bun Foot



UBC Upholstered
with Border
and Cluster Foot



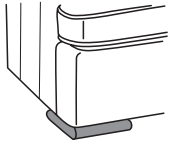
UFB Upholstered
with Border
and Fluted
Square Foot



FWB Upholstered
with Border
and Fluted Wide
Block Foot

LEATHERSTONE CHECKLIST

4. SELECT YOUR BASE, CONT.



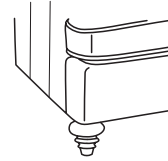
MBN Upholstered
No Border
and Metal Foot
Lowers Height 1"



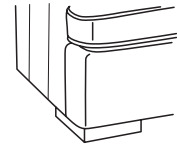
UP Upholstered
No Border
and Pyramid Foot



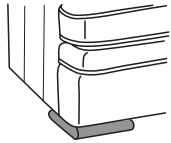
UT Upholstered
No Border
and Tapered Foot



UD Upholstered
No Border
and Turned Foot



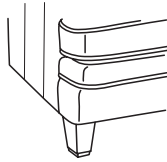
WBN Upholstered
No Border
and Wide
Block Foot
Lowers Height 1"



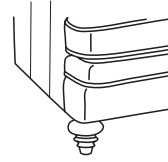
MB Upholstered
with Border
and Metal Foot
Lowers Height 1"




UBP Upholstered
with Border
and Pyramid Foot



UBT Upholstered
with Border
and Tapered Foot

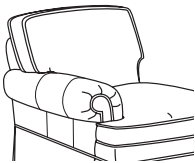


UBD Upholstered
with Border
and Turned Foot



WB Upholstered
with Border
and Wide
Block Foot
Lowers Height 1"

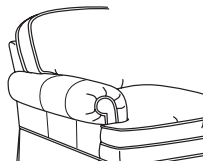
5. SELECT YOUR BACK.




Loose Boxed
Available in
Semi-Attached




Loose Knife-Edge
Available in
Semi-Attached



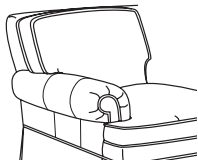
Loose Box Back
Rounded Corners




Tight Scroll
Not available in
Track or Wide Half
Round Arms



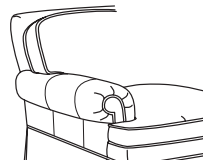
Tight Boxed
Track and Wide Half Round
Arms only



***High Back**
Loose Boxed



***High Back** Loose
Knife-Edge



***High Back**
Loose Boxed
Rounded Corners

*Overall Back Rail Height is 38.5" when High Back option is selected. Back cushion height will not change. High Back not available in 36" depth.

6. SELECT YOUR EDGE.

Self-Welt Seats and Backs (Standard)
Saddle Stitched Weltless (Optional)

7. SELECT YOUR SEAT CUSHION FILL.

Spring Down (Standard)

8. SELECT YOUR BACK CUSHION FILL.

Fiber Down (Standard)
Dura Loft - Optional (Firmer, but more resilient)

9. SELECT YOUR FINISH.

#401 Coddington (Standard)

See pricelist for all additional options.

NOTE:

Optional Nail Trim applied to Base only unless otherwise specified.

Throw Pillows are not standard; order as extra throw pillows.

See Line Art for standard seaming on all leather frames.

36" DEPTH VARIABLE WIDTH CHART BY ARM

Frame #	Lawson & Pleated	Sock	English	Track	Nailed Panel	Drop Back Sock	Drop Back Lawson	Wide Track	Wide Wave	Wide Half Round
-7600-1	109.5	109.5	106.5	105.5	109.5	110.5	110.5	109.5	109.5	109.5
-7600-2	96	96	93	92	96	97	97	96	96	96
-7600-2D	96	96	93	92	96	97	97	96	96	96
-7600-2E	96	96	93	92	96	97	97	96	96	96
-7600-3	87	87	84	83	87	88	88	87	87	87
-7600-3C	87	87	84	83	87	88	88	87	87	87
-7600-3D	87	87	84	83	87	88	88	87	87	87
-7600-3E	87	87	84	83	87	88	88	87	87	87
-7600-3APT	78	78	75	74	78	79	79	78	78	78
-7600-3APTD	78	78	75	74	78	79	79	78	78	78
-7600-4	71	71	68	67	71	72	72	71	71	71
-7600-5	44.5	44.5	41.5	40.5	44.5	45.5	45.5	44.5	44.5	44.5
-7600-5X	59	59	56	55	59	60	60	59	59	59
-7600-6	37.5	37.5	35	32	37.5	36	36	37.5	37.5	37.5
-7600-6X	53	53	51	49	53	52	52	53	53	53
-7600-8	37.5	37.5	35	32	37.5	36	36	37.5	37.5	37.5
-7600-41	40	40	38.5	38	40	40	40	40	40	40
-7600-42	92	92	90.5	90	92	92	92	92	92	92
-7600-43	106	106	104.5	104	106	106	106	106	106	106
-7600-51	40	40	38.5	38	40	40	40	40	40	40
-7600-52	92	92	90.5	90	92	92	92	92	92	92
-7600-53	106	106	104.5	104	106	106	106	106	106	106
-7600-62	66	66	64.5	64	66	66	66	66	66	66
-7600-72	66	66	64.5	64	66	66	66	66	66	66
-7600-81	39	39	37.5	37	39	39	39	39	39	39
-7600-91	39	39	37.5	37	39	39	39	39	39	39
-7600-W	119	119	119	119	119	119	119	121	121	121

38" and 41" DEPTH VARIABLE WIDTH CHART BY ARM

Frame #	Lawson & Pleated	Sock	English	Track	Nailed Panel	Drop Back Sock	Drop Back Lawson	Wide Track	Wide Wave	Wide Half Round
-7600-1	111.5	111.5	107.5	105.5	111.5	110.5	110.5	113.5	113.5	113.5
-7600-2	98	98	94	92	98	97	97	100	100	100
-7600-2D	98	98	94	92	98	97	97	100	100	100
-7600-2E	98	98	94	92	98	97	97	100	100	100
-7600-3	89	89	85	83	89	88	88	91	91	91
-7600-3C	89	89	85	83	89	88	88	91	91	91
-7600-3D	89	89	85	83	89	88	88	91	91	91
-7600-3E	89	89	85	83	89	88	88	91	91	91
-7600-3APT	80	80	76	74	80	79	79	82	82	82
-7600-3APTD	80	80	76	74	80	79	79	82	82	82
-7600-4	73	73	69	67	73	72	72	75	75	75
-7600-5	46.5	46.5	42.5	40.5	46.5	45.5	45.5	48.5	48.5	48.5
-7600-5X	61	61	57	55	61	60	60	63	63	63
-7600-6	41	41	39	37	41	40	40	41	41	41
-7600-6X	53	53	51	49	53	52	52	53	53	53
-7600-8	41	41	39	37	41	40	40	41	41	41
-7600-33	107	107	107	107	107	107	107	111	111	111
-7600-34	107	107	107	107	107	107	107	111	111	111
-7600-35	80	80	76	74	80	79	79	82	82	82
-7600-41	41	41	39	38	41	40	40	42	42	42
-7600-42	93	93	91	90	93	92	92	94	94	94
-7600-43	107/HB 111	107/HB 111	105/HB 109	104/HB 108	107/HB 111	106/HB 110	106/HB 110	108/HB 112	108/HB 112	108/HB 112
-7600-44	88	88	84	82	88	87	87	90	90	90
-7600-45	88	88	84	82	88	87	87	90	90	90
-7600-51	41	41	39	38	41	40	40	42	42	42
-7600-52	93	93	91	90	93	92	92	94	94	94
-7600-53	107/HB 111	107/HB 111	105/HB 109	104 HB108	107/HB 111	106/HB 110	106/HB 110	108/HB 112	108/HB 112	108/HB 112
-7600-62	67	67	65	64	67	66	66	68	68	68
-7600-66SL	80.5	80.5	78.5	77.5	80.5	79.5	79.5	81.5	81.5	81.5
-7600-72	67	67	65	64	67	66	66	68	68	68
-7600-76SR	80.5	80.5	78.5	77.5	80.5	79.5	79.5	81.5	81.5	81.5
-7600-81	40	40	38	37	40	39	39	41	41	41
-7600-81S	40	40	38	37	40	39	39	41	41	41
-7600-83	67	67	67	67	67	67	67	71	71	71
-7600-91	40	40	38	37	40	39	39	41	41	41
-7600-91S	40	40	38	37	40	39	39	41	41	41
-7600-93	67	67	67	67	67	67	67	71	71	71
-7600-W	121	121	121	121	121	121	121	129	129	129

NAIL HEAD APPLICATION

WHEN NAIL HEAD IS REQUESTED - STANDARD PLACEMENT:

Applied to base only on 4 sides except for sectional pieces where sides will bump together.
Stand alone sectional pieces can be nailed if specified on the order as VIP.

NAIL HEAD APPLIED TO THE BASE AS FOLLOWS WHEN REQUESTED:

Around the base

If there is a border, nails can go on the front top of the seat border only or top and bottom of the seat border. Must specify on the order.

Above the kick pleat skirt. An adjustment must be made to the skirt height which requires the \$100 upcharge as well as the nail head upcharge.

If nails are desired on the arms, this must be specified on the order and if the arm can take nails, there is no additional charge to place nails on the arms.

If nails are desired ONLY on the arms, this must be specified on the order to omit nails from the base. The upcharge remains the same as for base.

ARMS THAT WILL ALLOW NAIL HEAD APPLICATION:

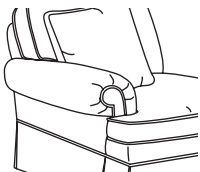
Lawson Arm - Must be specified on the order.

Drop Back Lawson Arm - Must be specified on the order.

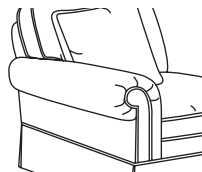
Track Arm - Must be specified on the order.

Wide Track Arm - Must be specified on the order.

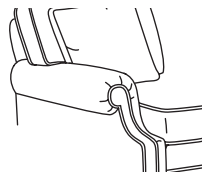
Wide Wave Arm - Must be specified on the order.




LT Lawson Arm
T-Cushion




LS Lawson Arm
Straight Cushion




DL Drop Back
Lawson Arm
Straight Cushion




TT Track Arm
T-Cushion



TS Track Arm
Straight Cushion



WT Wide Track Arm
Straight Cushion



WW Wide Wave Arm
Straight Cushion

HIGH BACK OPTION NAIL PLACEMENTS:

The nails can be applied to the inside back (up sides above the arms and across the top).

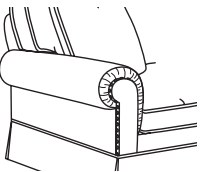
Nails cannot be larger than 3/8".

Standard nail head upcharge applies.

NAILED PANEL ARM - STD WITH #6 NAIL HEAD (1/2" NAIL)

If nail head is desired anywhere else on the frame, the upcharge for nail head applies.

Placement must be specified on the order.



NS Nailed Panel Arm
Straight Cushion

NOTES



“We strive to make furniture of such impeccable quality that it brings joy not only to the people who own it, but also to the craftsmen who build it.”

~ Harley F. Shuford, Sr.

These words stand as a testament to the greatness in vision of our founder, Harley Ferguson Shuford, Sr. Through his words and actions, Century Furniture has evolved into one of the most revered names in the home furnishings industry. Now a third generation family business, Century is owned and operated by the grandchildren of Mr. Shuford. Together with over eight hundred associates, they remain committed to the vision of their grandfather.

As we look forward, we will continue to expand Mr. Shuford’s vision in ways that continue to provide you with infinite possibilities and unlimited attention.

To inquire or for dealer locations, please visit CenturyFurniture.com



CENTURY FURNITURE

Infinite Possibilities. Unlimited Attention.®
CenturyFurniture.com

P.O. Box 608 | Hickory, NC 28603

Main Office: 828.328.1851
Customer Service Fax: 828.326.8224

Kreber/HPG/5.5M/2-15

Century is a registered trademark of Century Furniture LLC.
©2015 Century Furniture.

